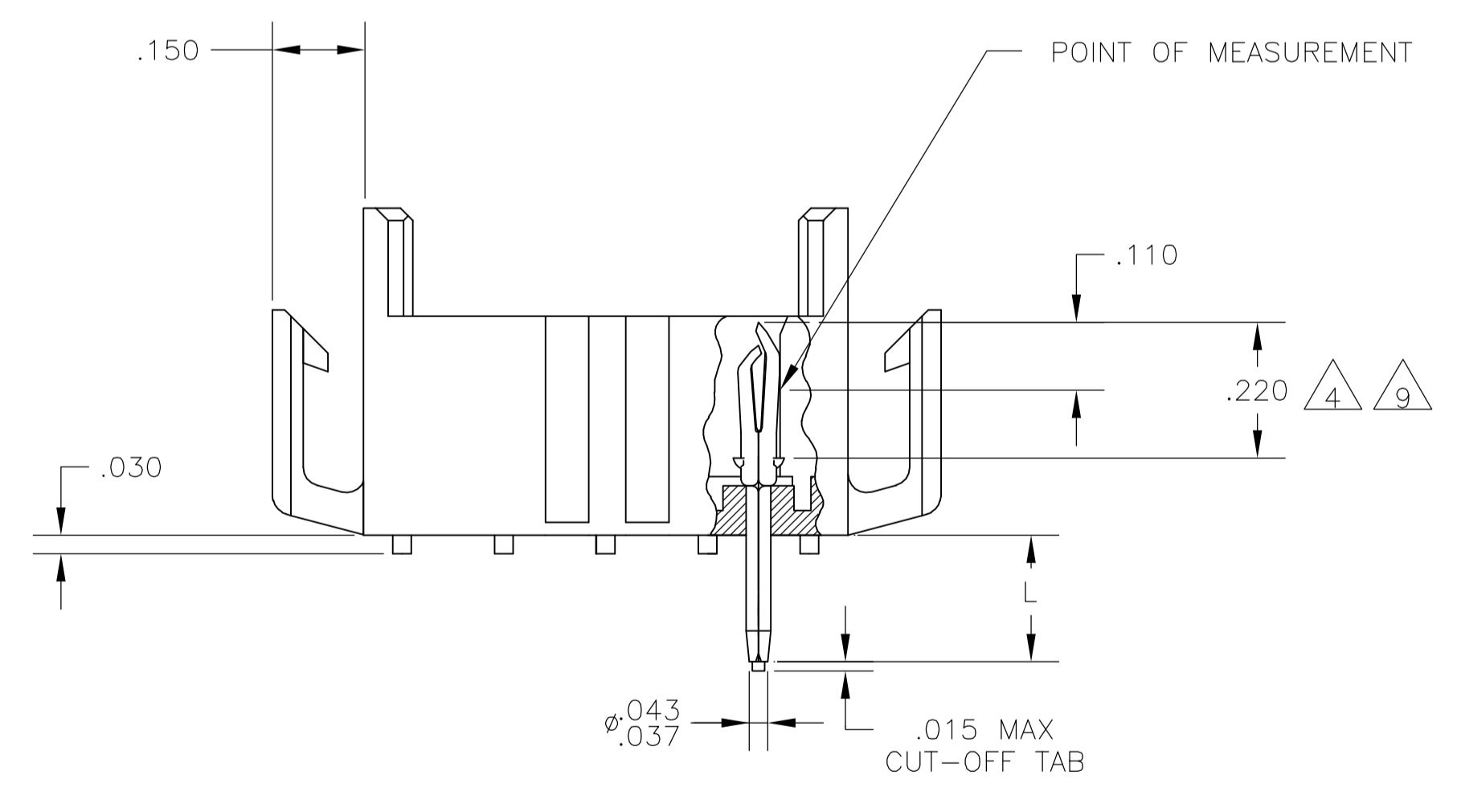
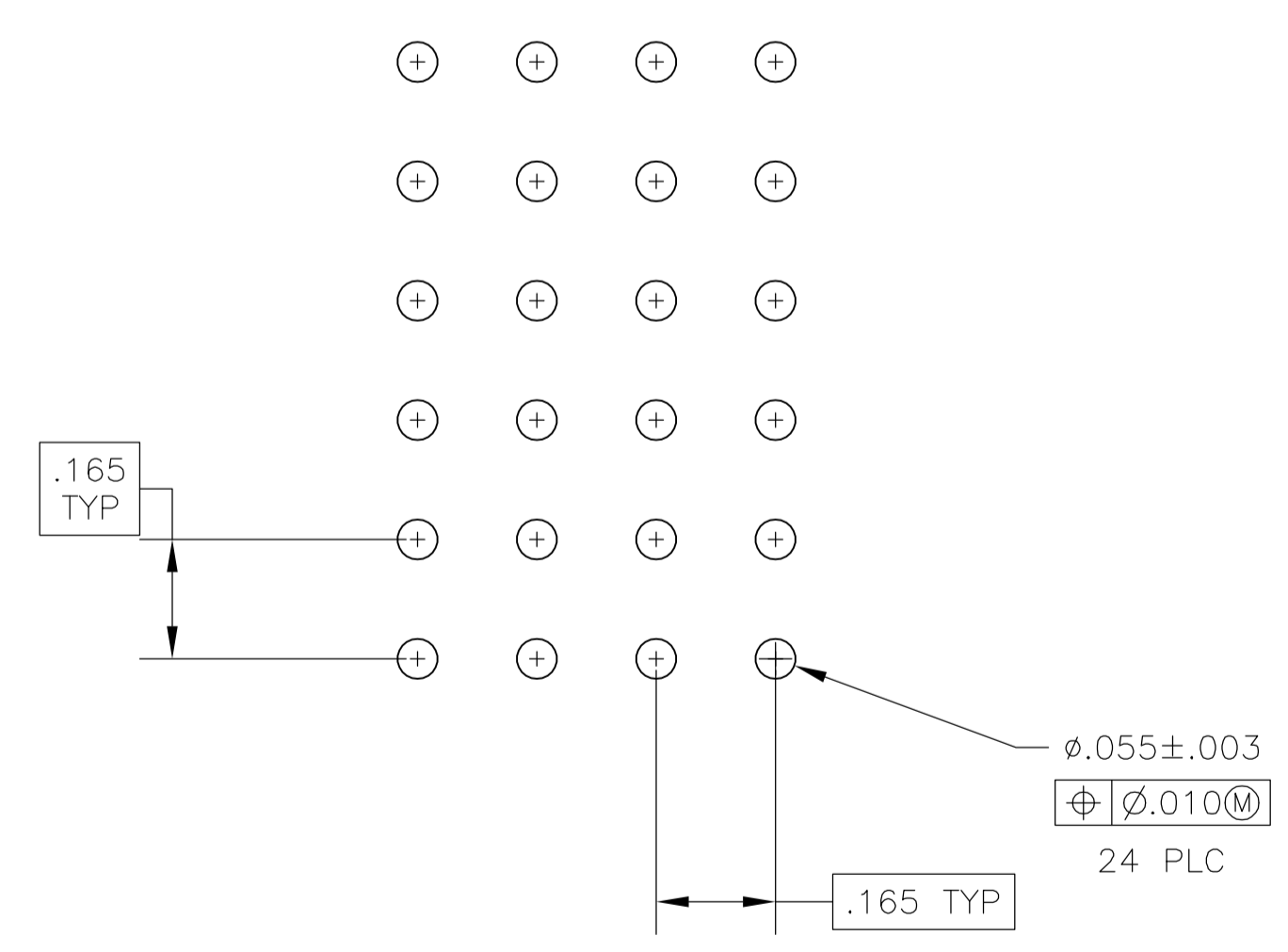
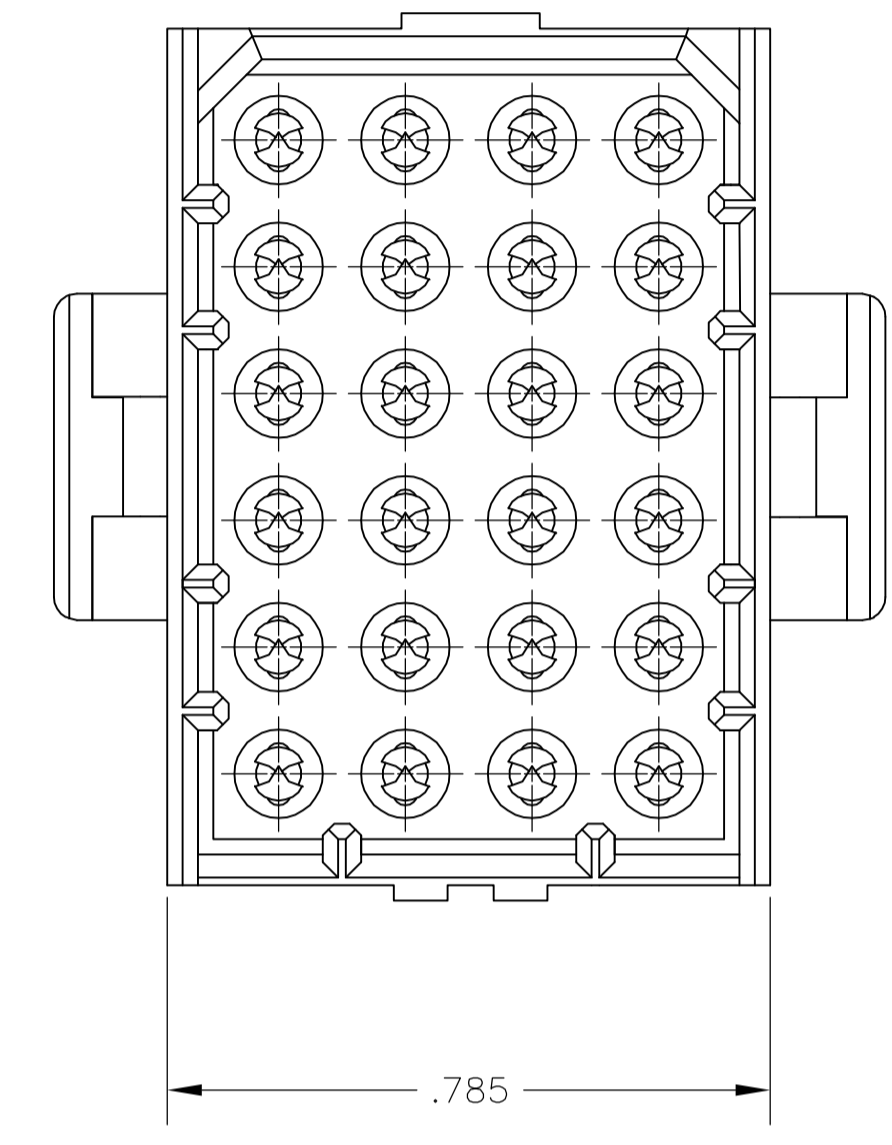
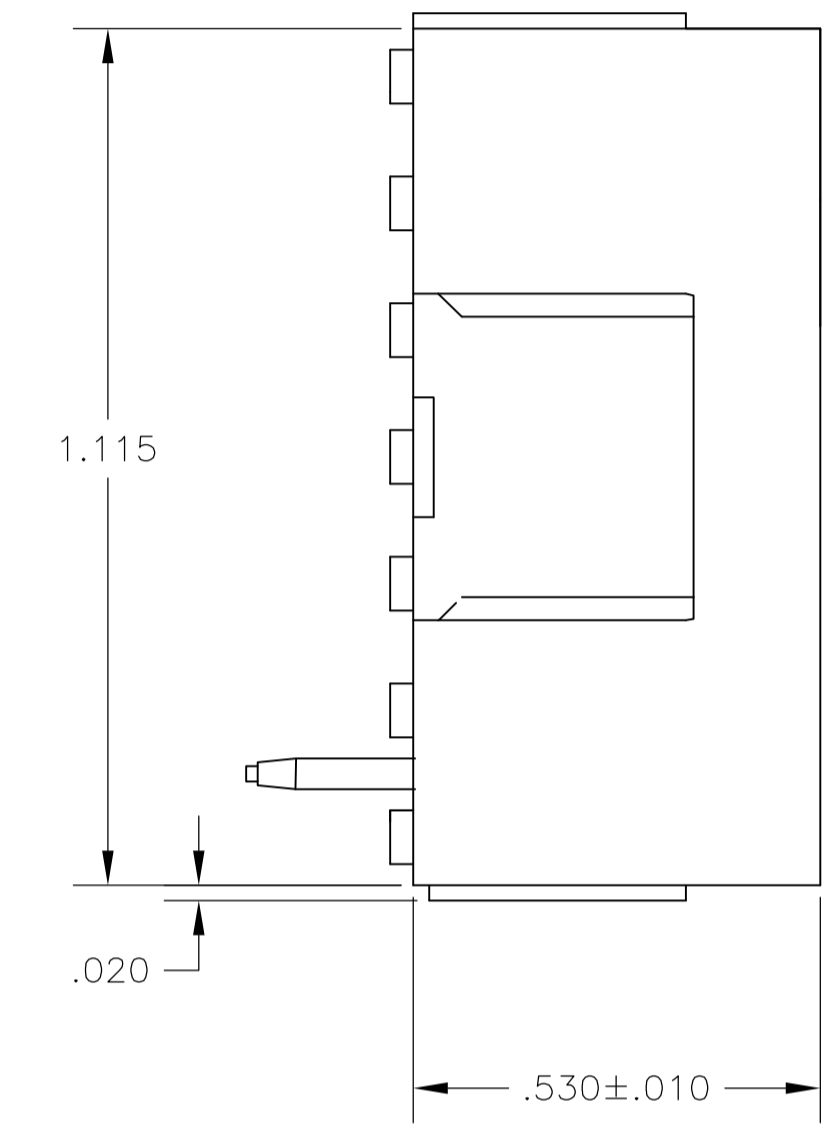
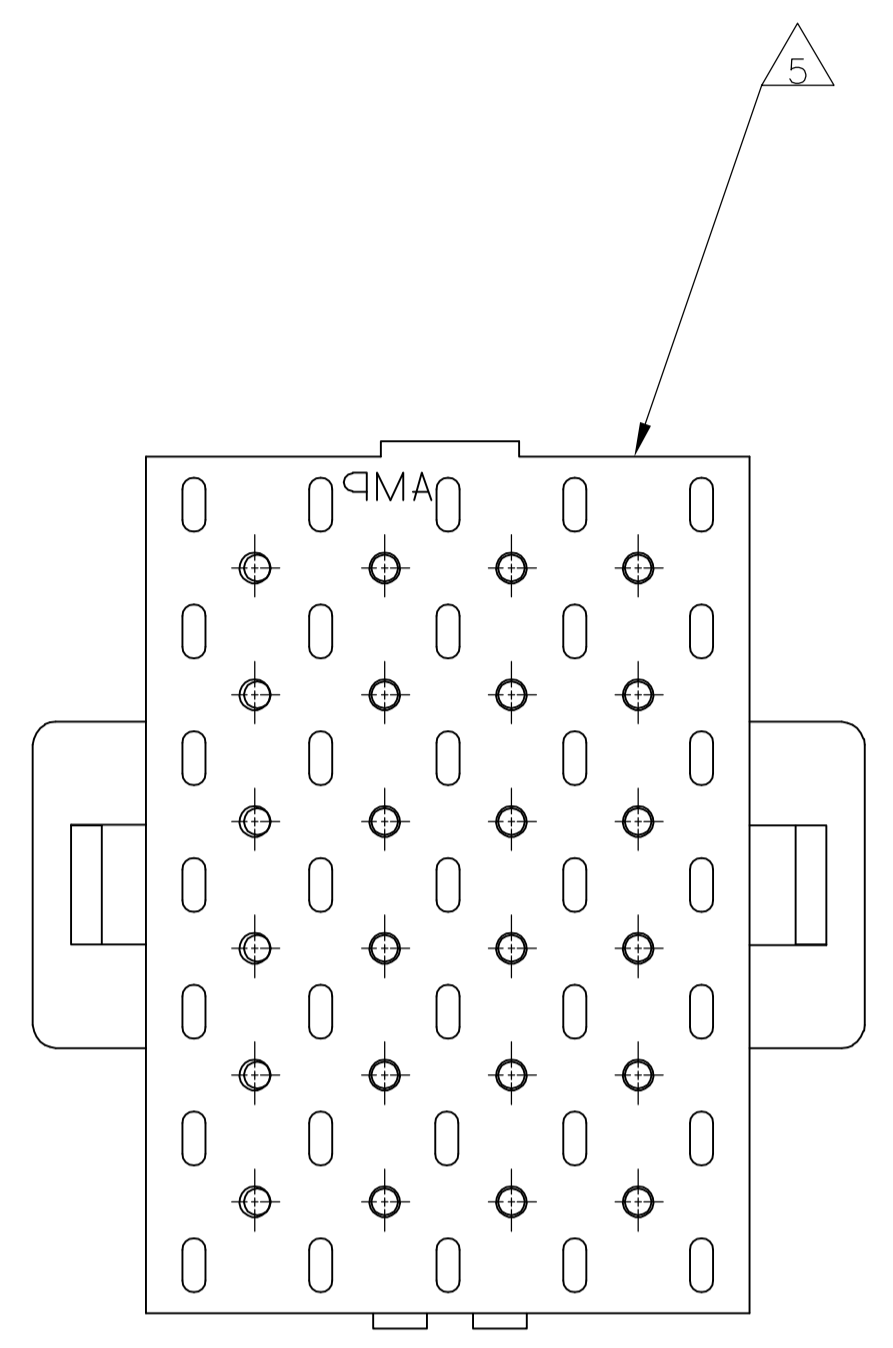


LOC		DIST		REVISIONS			
P	LTR	DESCRIPTION	DATE	DWN	APVD		
T		EC 063B 0249 05	27SEP05	BSV	RCJ		



1. FITS SOCKET HOUSING 640525.
2. ASSEMBLY CONFORMS TO AMP SOLDERABILITY SPEC. 109-11-3.
3. FOR USE WITH .063 THICK P.C. BOARD.
4. CONTACT IS PLATED OVERALL WITH .000050 NICKEL, THEN .000030 GLD OVER CONTACT LENGTH INDICATED AND .000150 MATTE TIN-LEAD ON SOLDER TAIL END.
5. UL AND CSA LOGO LOCATED ON THIS SURFACE.
6. FOR USE WITH .120 THICK P.C. BOARD.
7. FOR USE WITH .093 THICK P.C. BOARD.
8. TRAY PACKAGED VERSION OF 640505-1. PACKAGED 54 PCS. PER TRAY AND 7 TRAYS PER BOX.
9. CONTACT IS PLATED OVERALL WITH .000050 NICKEL, THEN .000030 GLD OVER CONTACT LENGTH INDICATED AND .000150 MATTE TIN ON SOLDER TAIL END.



IN	MM	IN	MM	IN	MM	IN	MM
.010	0.25	.055	1.40	.210	5.33	-	-
.008	0.20	.043	1.09	.180	4.57	-	-
.005	0.13	.037	0.94	.165	4.19	1.115	28.32
.003	0.08	.030	0.76	.150	3.81	.785	19.94
.000050	0.00127	.020	0.51	.110	2.79	.530	13.46
.000030	0.00076	.015	0.38	.063	1.60	.220	5.59

CONVERSION TABLE

PLC	HOUSING COLOR	PIN FINISH	PART NUMBER
.180 7	BRICK RED	GOLD 9	2-640505-6
.210 6	BRICK RED	GOLD 9	2-640505-4
.150 3	BRICK RED	GOLD 9	2-640505-2
.150 3	BRICK RED	PRE-TIN	1-640505-0
.180 7	BRICK RED	GOLD	640505-6
.210 6	BRICK RED	GOLD 4	640505-4
.210 6	BRICK RED	PRE-TIN	640505-3
.150 3	BRICK RED	GOLD 4	640505-2
.150 3	BRICK RED	PRE-TIN	640505-1
"L" +.010 -.020	HOUSING COLOR	PIN FINISH	PART NUMBER

THIS DRAWING IS A CONTROLLED DOCUMENT.

DIMENSIONS: INCHES	TOLERANCES UNLESS OTHERWISE SPECIFIED:	DWN J. HUFFMAN 2BAPR98		Tyco Electronics Corporation Harrisburg, PA 17105-3608
0 PLC ± -	1 PLC ± -	2BAPR98		NAME
2 PLC ± -	3 PLC ± -.005	APVD R. SWING	PRODUCT SPEC	HEADER ASSEMBLY, PIN, 24 POSITION, MR.
4 PLC ± -	ANGLES ± 0° 30'	APVD T. REDDICK 2BAPR98	APPLICATION SPEC	
MATERIAL SEE TABLE	FINISH SEE FINISH	WEIGHT	SIZE	CAGE CODE
			A1	00779
			SCALE	4:1
			SHEET	1 OF 1
			REV	T

CUSTOMER DRAWING

